

# LoopBuilder

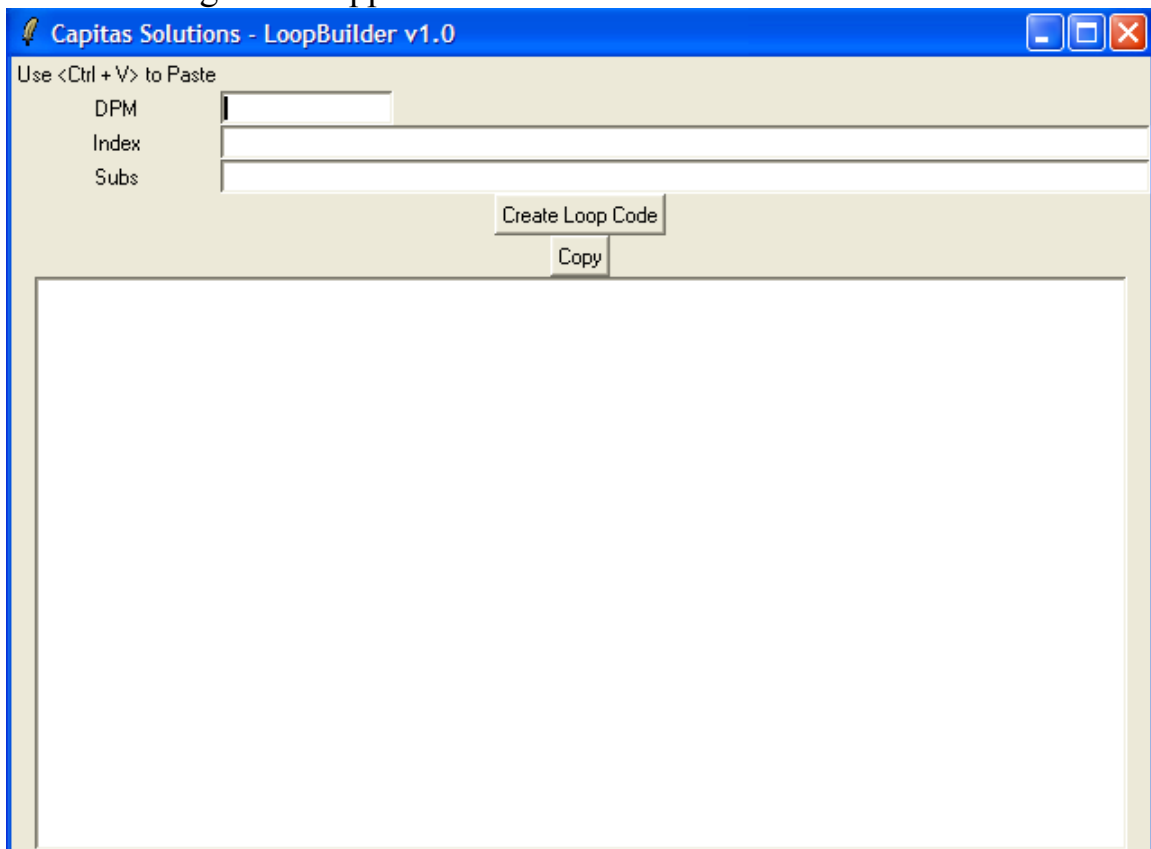
Capitas Solutions LLC  
[www.capitassolutions.com](http://www.capitassolutions.com)

## **Introduction**

LoopBuilder generates “template” code for looping Meditech segments or indexes. This saves developers a lot of typing, brain power, and time. It also reduces the potential for typing errors.

## **Launch Application**

The following screen appears:



## **Specify DPM (Optional)**

If you need to prefix field names with the DPM enter it into the “DPM” prompt.

## **Specify Index (Optional)**






For indexes, enter the “internal name” of the index into the “Index” prompt.

### **Specify Subscripts**

Either type or paste the subscripts of a segment or index. Each subscript should be separated with a comma.

**Warning:** Meditech's online Data Definitions sometimes contains space(s) between subscripts. You will need to remove them.

Below is an example from the Magic 5.6 Data Definitions. Notice the space between "account" and "txn.class".

```
||       
|| bar.acct.transactions (transactions)  
|| [account, txn.class,txn.urn]  
|| :BZ[bz]T[bzC,bzT]
```

### **Create Loop Code**

Click the "Create Loop Code Button"

### **Edit Loop Code (Optional)**

You can edit the code directly in LoopBuilder if you like.

### **Copy Code to Windows Clipboard**

Click the "Copy" button to place the loop code into the clipboard. Now it is available to paste into an NPR macro.

## Examples (using Magic segment/index names)

### Example 1 – looping BAR transactions segment

Capitas Solutions - LoopBuilder v1.0

Use <Ctrl + V> to Paste

DPM

Index

Subs

Create Loop Code

Copy

```
""^account,
DO{@Next(account) ""^txn.class,
DO{@Next(txn.class) ""^txn.urn,
DO{@Next(txn.urn) }},
```

### Example 2 – looping ADM registration index

Capitas Solutions - LoopBuilder v1.0

Use <Ctrl + V> to Paste

DPM

Index

Subs

Create Loop Code

Copy

```
""^facility,
DO{@Next(facility,adm.reg.index) ""^status.type,
DO{@Next(status.type,adm.reg.index) ""^date,
DO{@Next(date,adm.reg.index) ""^time]
DO{@Next(time,adm.reg.index) ""^urn,
DO{@Next(urn,adm.reg.index) }},
```

### Example 3 – looping historical meds index in RXM

Capitas Solutions - LoopBuilder v1.0

Use <Ctrl + V> to Paste

DPM

Index

Subs

Create Loop Code

Copy

```
""^mri.urn,
DO{@Next(RXM.RX,mri.urn,RXM.RX,hx.med,x) ""^urn,
DO{@Next(RXM.RX,urn,RXM.RX,hx.med,x) }},
```